



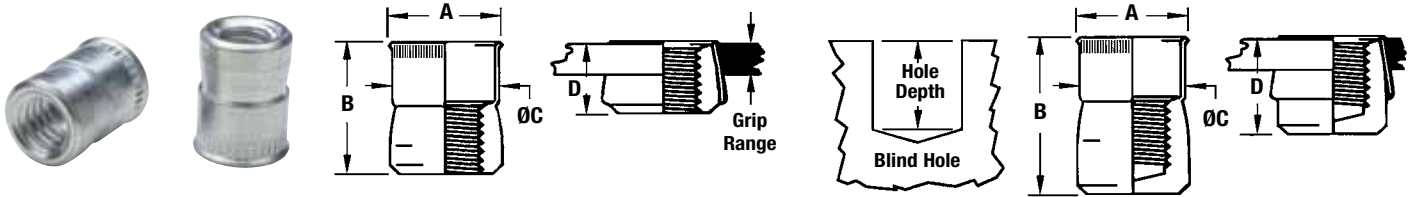
SpinTite® — 360° SWAGING LOW-PROFILE HEAD TYPE AET



- Works in any thickness over .029"/0.76mm including blind applications.
- Minimal backside protrusion for restricted space applications.

OPEN END

CLOSED END



All dimensions are in inches.

Thread Size	Type			Thread Code	Installation Hole Size				Open				Closed				Blind Hole Depth Min.
	Steel	Stain-less	Alum-inum		Grip Range				A ±.005	B ±.015	ØC Max.	D Ref.	A ±.005	B ±.015	ØC Max.	D Ref.	
					.030 - .090	.091 - .124	.125 - .186	.187 - OVER									
#4-40	AETS	AETC	AETA	440	.188	.194	.194	.196	.211	.370	.1875	.205	.211	.660	.1875	.495	.400
#6-32	AETS	AETC	AETA	632	.219	.221	.228	.228	.240	.370	.2185	.205	.240	.675	.2185	.505	.400
#8-32	AETS	AETC	AETA	832	.250	.257	.266	.266	.269	.370	.2495	.205	.269	.675	.2495	.505	.400
#10-24	AETS	AETC	AETA	1024	.281	.290	.290	.297	.306	.370	.2805	.205	.306	.685	.2805	.520	.400
#10-32	AETS	AETC	AETA	1032	.281	.290	.290	.297	.306	.370	.2805	.205	.306	.685	.2805	.520	.400
1/4-20	AETS	AETC	AETA	420	.375	.375	.386	.391	.400	.515	.3745	.275	.400	1.005	.3745	.760	.540
5/16-18	AETS	AETC	AETA	518	.500	.500	.516	.516	.528	.615	.4995	.325	.528	1.065	.4995	.770	.640
3/8-16	AETS	AETC	AETA	616	.563	.563	.578	.578	.588	.745	.5615	.390	.588	1.450	.5615	1.095	.770
1/2-13	AETS	AETC	AETA	813	.750	.766	.781	.790	.800	.935	.7485	.485	.800	NA	.7485	NA	.960

All dimensions are in millimeters.

Thread Size x Pitch	Type			Thread Code	Installation Hole Size				Open				Closed				Blind Hole Depth Min.
	Steel	Stain-less	Alum-inum		Grip Range				A ±0.13	B ±0.38	ØC Max.	D Ref.	A ±0.13	B ±0.38	ØC Max.	D Ref.	
					1.52 - 2.3	2.31 - 3.15	3.16 - 4.75	4.76 - OVER									
M3x0.5	AETS	AETC	AETA	350	4.75	4.9	4.9	4.97	5.36	9.4	4.76	5.21	5.36	16.77	4.76	12.57	10.16
M4x0.7	AETS	AETC	AETA	470	6.35	6.5	6.74	6.74	6.83	9.4	6.34	5.21	6.83	17.15	6.34	12.83	10.16
M5x0.8	AETS	AETC	AETA	580	7.14	7.37	7.4	7.54	7.77	9.4	7.12	5.21	7.77	17.4	7.12	13.21	10.16
M6x1	AETS	AETC	AETA	610	9.52	9.52	9.8	9.92	10.16	13.08	9.51	6.99	10.16	25.53	9.51	19.3	13.72
M8x1.25	AETS	AETC	AETA	8125	12.7	12.7	13.09	13.09	13.41	15.62	12.69	8.26	13.41	27.05	12.69	19.56	16.26
M10x1.5	AETS	AETC	AETA	1015	14.28	14.28	14.68	14.68	14.94	18.92	14.26	9.91	14.94	36.83	14.26	27.81	19.56
M12x1.75	AETS	AETC	AETA	12175	19.05	19.44	19.84	20.05	20.32	23.75	19.01	12.32	20.32	NA	19.01	NA	24.38

Additional thread sizes and grip ranges available. Not a typical stock item.

NOTE: The internal threads are manufactured oversized to compensate for resulting thread portion shrinkage during the installation process. They are not gaugeable prior to or after installation but will be compatible with Class 2A/3A or 6g screws after installation.

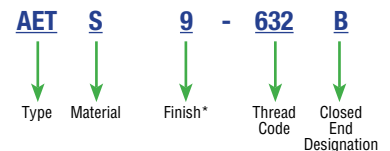
MATERIAL & FINISH SPECIFICATIONS

Type	Standard Material ⁽¹⁾	Standard Finish
AETS	Low Carbon Steel	Cadmium Plate per SAE AMS-QQ-P-416, Class III, Type I
AETC	300 Series Stainless Steel	Cadmium Plate per SAE AMS-QQ-P-416, Class III, Type I
AETA	5056 Aluminum or equivalent	Cadmium Plate per SAE AMS-QQ-P-416, Class III, Type I

(1) Other materials available. See page 34 for details.

Now available in RoHS compliant Tin/Zinc Plate

Part Number Designation



* None = Cadmium Plate (standard)
9 = Tin/Zinc Plate (optional)

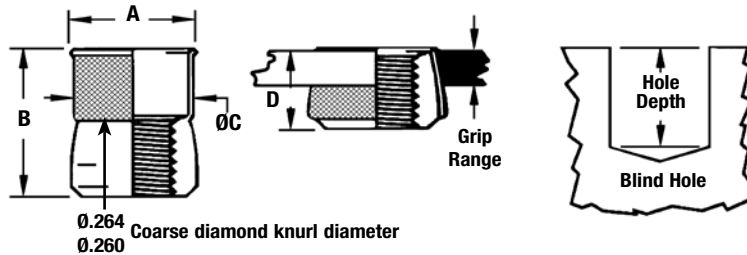
SEE PAGE 34 FOR MORE DETAIL



SpinTite® — 360° SWAGING LOW-PROFILE HEAD TYPE AEW



- Knurls under the head of the insert increase spinout resistance.
- Works in any thickness over .029"/0.76mm including blind applications.
- Minimal backside protrusion for restricted space applications.



0.264 Coarse diamond knurl diameter
0.260

All dimensions are in inches.

Thread Size	Type		Thread Code	Installation Hole Size +.005 -.000	A ±.005	B ±.015	ØC Max.	D Ref.	Blind Hole Depth Min.
	Steel	Brass							
#6-32	AEWS	AEWB	632	.234	.255	.370	.233	.205	.400
#8-32	AEWS	AEWB	832	.266	.285	.370	.264	.205	.400
#10-24	AEWS	AEWB	1024	.297	.320	.370	.295	.205	.400
#10-32	AEWS	AEWB	1032	.297	.320	.370	.295	.205	.400
1/4-20	AEWS	AEWB	420	.391	.415	.515	.389	.275	.540
5/16-18	AEWS	AEWB	518	.531	.550	.615	.528	.325	.640
3/8-16	AEWS	AEWB	616	.594	.615	.740	.590	.390	.770

All dimensions are in millimeters.

Thread Size x Pitch	Type		Thread Code	Installation Hole Size +0.13	A ±0.13	B ±0.38	ØC Max.	D Ref.	Blind Hole Depth Min.
	Steel	Brass							
M4 x 0.7	AEWS	AEWB	470	6.75	7.24	9.4	6.71	5.21	10.16
M5 x 0.8	AEWS	AEWB	580	7.54	8.13	9.4	7.5	5.21	10.16
M6 x 1	AEWS	AEWB	610	9.92	10.54	13.08	9.88	6.99	13.72
M8 x 1.25	AEWS	AEWB	8125	13.49	13.97	15.62	13.41	8.26	16.26
M10 x 1.5	AEWS	AEWB	1015	15	15.62	18.8	14.99	9.91	19.56

Additional thread sizes and grip ranges available. Not a typical stock item.

NOTE: The internal threads are manufactured oversized to compensate for resulting thread portion shrinkage during the installation process. They are not gaugeable prior to or after installation but will be compatible with Class 2A/3A or 6g screws after installation.

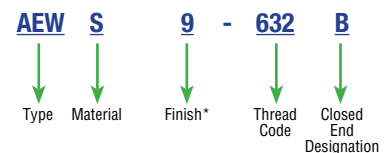
MATERIAL & FINISH SPECIFICATIONS

Type	Standard Material ⁽¹⁾	Standard Finish
AEWS	Low Carbon Steel	Cadmium Plate per SAE AMS-QQ-P-416, Class III, Type I
AEWB	Free-machining Leaded brass	Cadmium Plate per SAE AMS-QQ-P-416, Class III, Type I

(1) Other materials available. See page 34 for details.

Now available in RoHS compliant Tin/Zinc Plate

Part Number Designation



* None = Cadmium Plate (standard)
9 = Tin/Zinc Plate (optional)

SEE PAGE 34 FOR MORE DETAIL